



Caspian Collection

LH2, RFC, FST pillow back corner group shown in Marlon Botanic (Cover 1), Odette Spring (Cover 2) and Kairo Caramel (Cover 3).

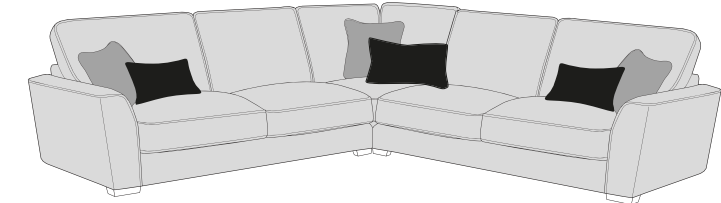
Colours represented are to be used as a guide only, colour shadings can vary slightly from each roll of fabric. Please refer to manufacturers swatch for more colour options.


DuoFlex

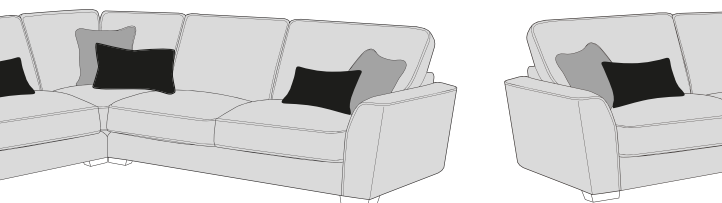
17/09/2025


CASPIAN COVER GUIDE - STANDARD BACK


Please use this guide when ordering the following pieces to clarify cover options.


LH2, COR, RH2 Group

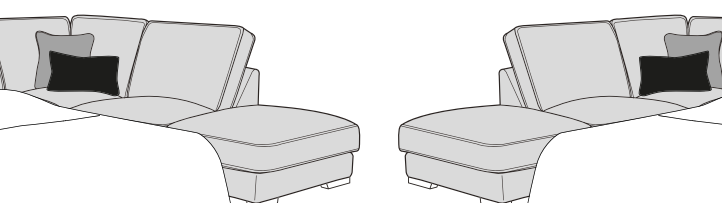
LH2, COR, RH1 Group

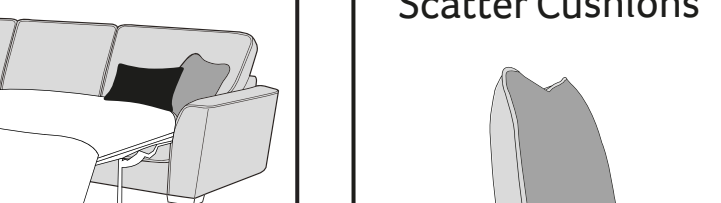
LH1, COR, RH2 Group

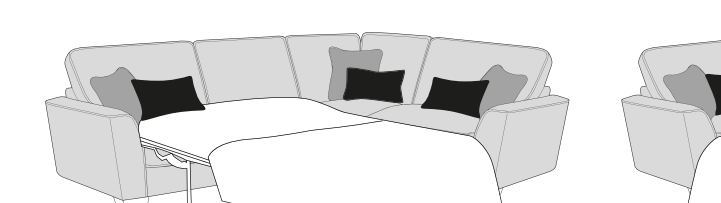
LH1, COR, RH1 Group

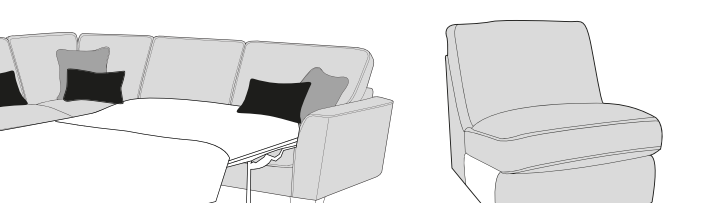
LH2, RFC, FST/FSS Group


FST/FSS, LFC, RH2 Group


L2D, RFC, FST/FSS Group

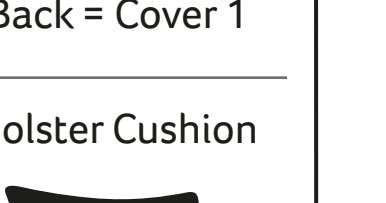
FST/FSS, LFC, R2D Group


L2D, COR, RH1 Group

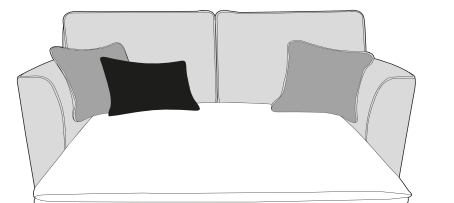
LH1, COR, R2D Group

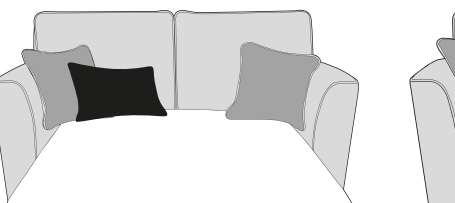
ALU (AU)

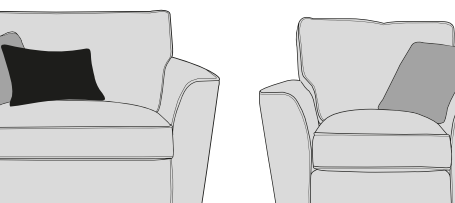
4 Seater modular sofa (4MD)

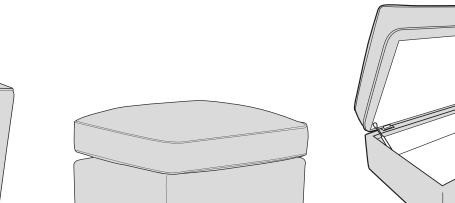
3 Seater sofa (3ST)


2 Seater sofa (2ST)


3 Seater Deluxe Sofa Bed (3DB)

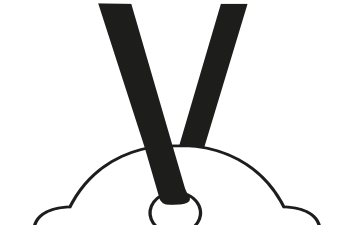
2 Seater Deluxe Sofa Bed (2DB)


Love chair (LOV)


Arm chair (1ST)


Large Footstool (FST)

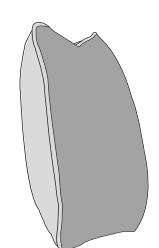
Chaise End Storage Footstool (FSS)




COVER 1
(BODY)

COVER 2
(SCATTER)

COVER 3
(BOLSTER)

Standard Back Scatter Cushions

Front = Cover 2
Piping = Cover 1
Back = Cover 1

Bolster Cushion

Front = Cover 3
Back = Cover 3



BFA
BRITISH FURNITURE
ASSOCIATION
MANUFACTURER MEMBER

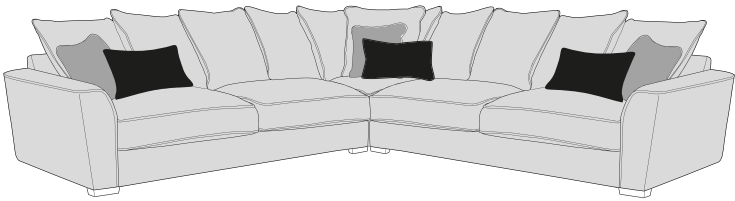


A©ID
ANTI COPYING IN DESIGN

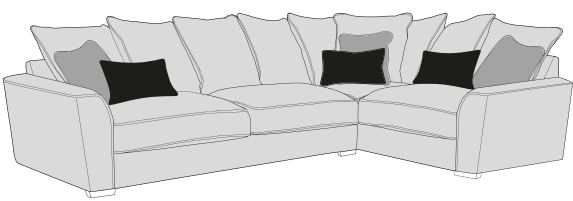
CASPIAN COVER GUIDE - PILLOW BACK

Please use this guide when ordering the following pieces to clarify cover options.

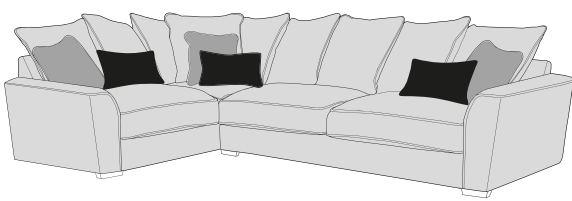
LH2, COR, RH2 Group



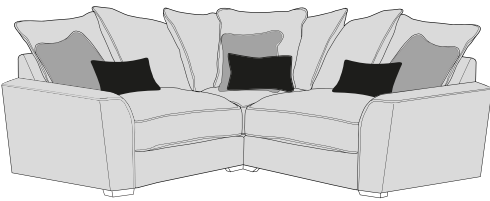
LH2, COR, RH1 Group




LH1, COR, RH2 Group




LH1, COR, RH1 Group




LH2, RFC, FST/FSS Group



FST/FSS, LFC, RH2 Group




L2D, RFC, FST/FSS Group



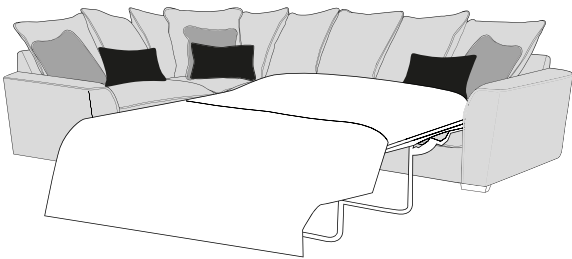
FST/FSS, LFC, R2D Group




L2D, COR, RH1 Group



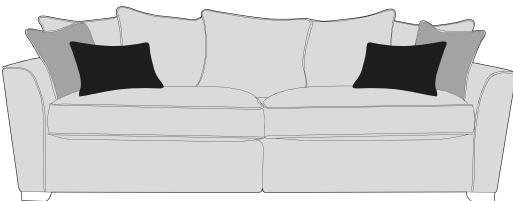
LH1, COR, R2D Group



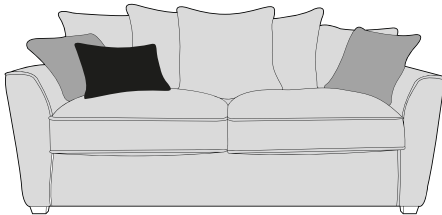
ALU (AU)



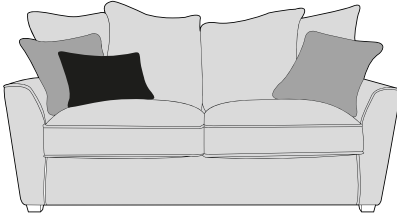
4 Seater modular sofa (4MD)



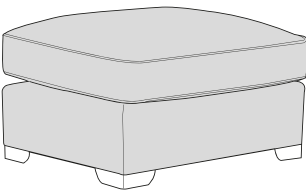
3 Seater sofa (3ST)



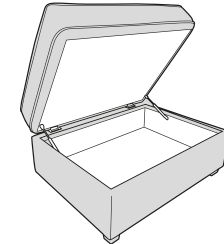
2 Seater sofa (2ST)



Large Footstool (FST)

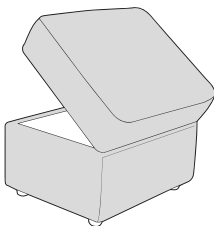





Chaise End Storage Footstool (FSS)



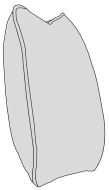
ACCENT PIECES

Storage Footstool (FSS)



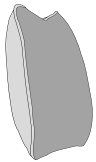
-  **COVER 1**
(BODY/PILLOW)
-  **COVER 2**
(SCATTER)
-  **COVER 3**
(BOLSTER)

Pillow Back Cushions



Front = Cover 1
Piping = Cover 1
Back = Cover 1

Scatter Cushions



Front = Cover 2
Piping = Cover 1
Back = Cover 1

Bolster Cushion




Front = Cover 3
Back = Cover 3



CASPIAN DIMENSIONS (CM)

AVAILABLE PIECES	HEIGHT 1	OUTBACK HEIGHT	WIDTH 2	DEPTH 3	ARM HEIGHT	SEAT HEIGHT 4	SEAT DEPTH (STD) 5	SEAT DEPTH (PILLOW) 5	SEAT WIDTH 6	ACCESS DIAGONAL 7	WEIGHT (KG)	SCATTER & BOLSTER CUSHIONS
LH2, COR, RH2 CORNER GROUP	97	73	278	278	68	56	N/A	N/A	N/A	N/A	128	3 scatters, 3 bolsters
LH2, COR, RH1 or LH1, COR, RH2 CORNER GROUP	97	73	278	194	68	56	N/A	N/A	N/A	N/A	111	3 scatters, 3 bolsters
LH1, COR, RH1 CORNER GROUP	97	73	194	194	68	56	N/A	N/A	N/A	N/A	94	3 scatters, 3 bolsters
LH2, RFC, FST/FSS or FST/FSS, LFC, RH2 CORNER GROUP	97	73	278	250	68	56	N/A	N/A	N/A	N/A	120	2 scatters, 2 bolsters
L2D, RFC, FST/FSS or FST/FSS, LFC, R2D CORNER GROUP	97	73	250	250	68	56	N/A	N/A	N/A	N/A	128	2 scatters, 2 bolsters
L2D, COR, RH1 GROUP or LH1, COR, R2D GROUP	97	73	250	194	68	56	N/A	N/A	N/A	N/A	119	3 scatters, 3 bolsters
LH2/RH2 UNIT	97	73	185	98	68	56	55	58	164	209	49	1 scatter, 1 bolster
L2D/R2D - 120cm DELUXE SOFA BED ACTION	97	73	157	98	68	56	55	58	135	185	57	1 scatter, 1 bolster
LFC/RFC UNIT	97	73	178	98	68	56	55	58	135	198	53	1 scatter, 1 bolster
LH1/RH1 - 1 SEAT ARM UNIT	97	73	104	98	68	56	55	58	80	140	32	1 scatter, 1 bolster
ALU - ARMLESS UNIT	97	73	80	98	68	56	55	58	80	118	21	N/A
COR - CORNER UNIT	97	73	93	93	N/A	56	55	58	50	125	30	1 scatter, 1 bolster
FST - FOOTSTOOL UNIT	56	N/A	72	98	N/A	N/A	N/A	N/A	N/A	120	18	N/A
FSS - CHAISE END STORAGE FOOTSTOOL	56	N/A	72	98	N/A	N/A	N/A	N/A	N/A	120	18	N/A
4 SEATER MODULAR SOFA (4MD)	97	73	256	98	68	56	55	58	213	274	73	2 scatters, 2 bolsters
4ML/4MR UNIT (4MD)	97	73	130	98	68	56	55	58	110	156	36.5	1 scatter, 1 bolster
3 SEATER SOFA (3ST)	97	73	205	98	68	56	55	58	162	223	56	2 scatters, 1 bolster
2 SEATER SOFA (2ST)	97	73	178	98	68	56	55	58	136	198	49	2 scatters, 1 bolster
LOVE CHAIR (LOV)	97	73	135	98	68	56	55	58	90	161	44	1 scatter, 1 bolster
ARM CHAIR (1ST)	97	73	105	98	68	56	55	58	60	142	34.5	1 scatter
SOFA BEDS - STD BACK ONLY												
3DB (140CM SOFA BED) DELUXE	97	73	194	98	68	56	55	58	148	215	92.5	2 scatters, 1 bolsters
2DB (120CM SOFA BED) DELUXE	97	73	174	98	68	56	55	58	130	197	85	2 scatters, 1 bolster
OPEN DEPTH OF SOFA BEDS 226CM												
ACCENT PIECES												
STORAGE FOOTSTOOL (FSS)	45	N/A	63	50	N/A	N/A	N/A	N/A	N/A	75	12.5	N/A

- * Hardwood & composite board frame.
- * Dowelled, screwed, glued & stapled joinery.
- * Mid Oak & Walnut wood foot options.

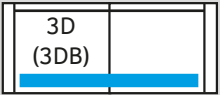
- * Fibre filled backs for added comfort.
- * Reversible pillows & back cushions for durability and comfort.
- * Feather filled scatters and bolsters included. 

- * Reversible, high performance DuoFlex seating.
- * Serpentine seat springs & silent wire.
- * Superloop back springs.

DELUXE ACTION & SPRUNG MATTRESS
A two fold metal action with beech slats.
Complemented by a deluxe sprung mattress.
For everyday use.
Mattress thickness: 11.5cm
Mattress Length: 183cm
2 fold action is 160Kg total max occupancy weight

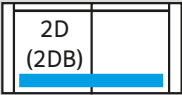


140cm sofa bed:



Mattress Width:132cm

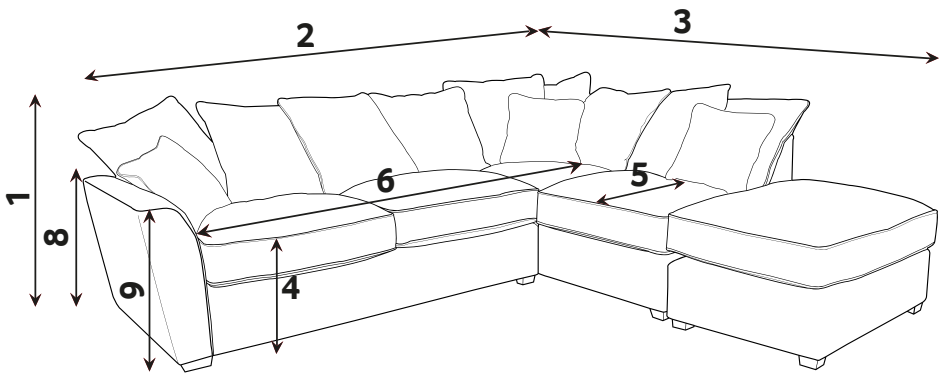
120cm sofa bed:



Mattress Width:114cm

Sofa beds available as standard back only

DIMENSION GUIDE

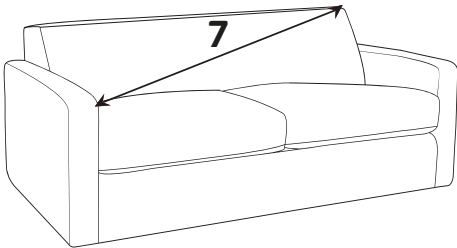


1 - HEIGHT
2 - WIDTH

3 - DEPTH
4 - SEAT HEIGHT

5 - SEAT DEPTH (STD & PILLOW)
6 - SEAT WIDTH

Check the diagonal access dimension to ensure furniture will fit in your home.



7 - DIAGONAL ACCESS
8 - OUTBACK HEIGHT
9 - ARM HEIGHT

Illustrations used for reference only.

DuoFlex

A high density foam seat with a foam wrap. DuoFlex seat cushions are fully reversible.

CARE GUIDE

To improve the longevity of your hand-made furniture, we recommend turning cushions often to ensure even wear over time. For further information on maintaining your furniture, please refer to the Care Guide located under the seat platform.



The DuoFlex seat interior has been granted the FIRA GOLD Award, a mark of quality under-pinning all necessary testing of the product materials, design and production techniques.



See terms & conditions

FOOT OPTIONS:

Mid Oak

Walnut

Please note : All dimension are approximate. Allow tolerance of +/- 2.5cm.
Depth measurement includes seat cushion overhang.

Wood is a natural product and will vary in shade/colour from item to item. Feet may require fitting.

17/09/2025